



Gildan® Ladies Heavy Cotton™ 100% Cotton T-Shirt. 5000L



- 5.3-ounce, 100% cotton
- Non-topstitched, classic width, rib collar
- 50/50 cotton/poly (Graphite Heather)
- Taped neck and shoulders
- Tearaway label
- Side seamed with tapered fit
- Cap sleeves

CARE INSTRUCTIONS

Machine wash warm, inside out with like colors, only non-chlorine bleach when needed, do not use fabric softener. Tumble dry low. Cool iron if needed, exclusive of decoration, do not dry clean.

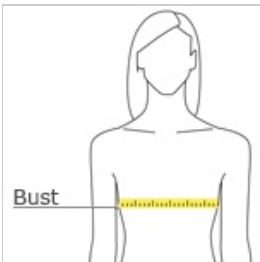


front



back

HOW TO MEASURE










BUST

Measure under the arm and around the fullest part of the bust with arms down, keeping tape horizontal.

SIZE CHART

	S	M	L	XL	2XL	3XL
Size	4/6	8/10	12/14	16/18	18/20	20/22

COLOR INFORMATION

 Azalea PMS 2045C	 Black PMS 426C	 Carolina Blue PMS 659C	 Charcoal PMS COOL GRAY 10C	 Coral Silk PMS 184 C	 Graphite Heather PMS 424 C	 Heliconia PMS 213C	 Maroon PMS 7644C	 Navy PMS 533C	 Orange PMS 2026C	 Purple PMS 2112C
 Red PMS 199C	 Royal PMS 7686C	 Sapphire PMS 641C	 Sport Grey PMS COOL GRAY 7C	 White						

*Not all sizes are available in every color.