



This colorfast cap wicks moisture for breathable comfort and coordinates with our PosiCharge RacerMesh Polos, Tees and Visor.

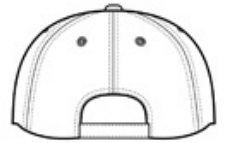
- **Fabric** 100% polyester closed-hole flat back mesh with PosiCharge technology
- **Structure** Structured
- **Profile** Mid
- **Closure** Micro hook and loop

CARE INSTRUCTIONS

Hand wash. Dry flat.



front



back

HOW TO MEASURE











HATS

Measure the circumference around the head, above the eyebrow and at the widest part of the head. Divide number by 3.14 for hat size.

SIZE CHART

	OSFA
Hat Size	6 5/8- 8
Head Size	20 7/8- 25 1/8

COLOR INFORMATION

									
Black PMS BLACK C	Dark Forest Green PMS 567C	Graphite PMS 432C	Neon Green PMS NO MATCH	Neon Orange PMS NO MATCH	Neon Yellow PMS NO MATCH	True Navy PMS 533C	True Red PMS 200C	True Royal PMS 7687C	White