



This comfortable wash-and-wear shirt is indispensable for the workday. Wrinkle resistance makes this shirt a cut above the competition so you and your staff can be, too.

- 4.5-ounce, 55/45 cotton/poly
- Button-down collar
- Dyed-to-match buttons
- Left chest pocket
- Back box pleat

CARE INSTRUCTIONS

Machine wash cold with like colors. Do not bleach. Tumble dry low. Warm iron if necessary.



front



back

HOW TO MEASURE



CHEST WIDTH

Measure under the arm and around the fullest part of the chest with arms down, keeping tape horizontal.

NECK

Measure around the fullest part of the neck at the base.

ARM

















Place hand on hip. Start at the center of the back of the neck and measure across the shoulder, to the elbow, and then down to the wrist.

SIZE CHART

	LT	XLT	2XLT	3XLT	4XLT
Chest	41-43	44-46	47-49	50-53	54-57
Neck	17 1/2	18 1/2	19 1/4	20	20 3/4
Arm	36 1/2	38	39	40	41

COLOR INFORMATION

Please note: PMS code information is shown only when an exact match is available.

										
Black/ Light Stone PMS BLACK C	Burgundy/ Light Stone PMS 7428C	Clover Green PMS 7763C	Dark Green/ Navy PMS 5467C	Light Blue/ Light Stone PMS 7451C	Mediterranean Blue PMS 2118C	Navy/ Light Stone PMS 533C	Purple/ Light Stone PMS 7679C	Red/ Light Stone PMS 187C	Royal/ Classic Navy PMS 7687C	Steel Grey/ Light Stone PMS 7540C
										
Stone	Strong Blue PMS 2133C	Teal Green PMS 7715C	Ultramarine Blue PMS 7455C	White/ Light Stone PMS 9202C						